



AR TRADER

Galvanized Iron Pipe Fittings





AR TRADER

GALVANIZED IRON PIPE FITTINGS



FIG NO. 3
(Elbows 90)
Page. 5



FIG NO. 4
(Red Elbows 90)
Page. 6



FIG NO. 6
(Elbows 45)
Page. 7



FIG NO. 7B
(Street Elbows 90)
Page. 8



FIG NO. -
(Street Elbows 45)
Page. 9



FIG NO. 13
(Tees)
Page. 9 - 10



FIG NO. 14
(Red Tees)
Page. 11-13



FIG NO. 19A
(Crosses)
Page. 14



FIG NO. 21A
(Caps)
Page. 14 -15



FIG NO. 24B
(Couplings)
Page. 16



FIG NO. 26
(Red Couplings)
Page. 17



FIG NO. 29
(Locknuts)
Page. 18



FIG NO. 32
(Nipples)
Page. 18



FIG NO. 30
(Bushings)
Page. 19 - 20



FIG NO. 31A
(Square Head Plugs)
Page. 21



FIG NO. 31B
(Slotted Head Plugs)
Page. 21



FIG NO. 35B
(Union Brass)
Page. 22

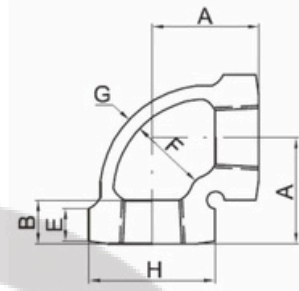


FIG NO. 35C
(Union Non Brass)
Page. 23



FLOOR FLANGE

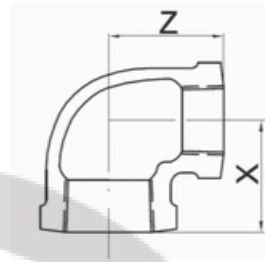
Fig No. 3 - ELBOWS 90° BANDED (BL 90)



Dimension of Class 150 - (in Inch)					
Size	A	B(min)	E(min)	G	H(min)
1/4"	0.81	0.32	0.21	0.09	0.84
3/8"	0.95	0.36	0.23	0.1	1.01
1/2"	1.12	0.43	0.25	0.1	1.2
3/4"	1.31	0.5	0.27	0.12	1.46
1"	1.5	0.58	0.3	0.13	1.77
1 1/4"	1.75	0.67	0.34	0.14	2.15
1 1/2"	1.94	0.7	0.37	0.15	2.43
2"	2.25	0.75	0.42	0.17	2.96
2 1/2"	2.7	0.92	0.48	0.21	3.59
3"	3.08	0.98	0.55	0.23	4.28
3 1/2"	3.42	1.03	0.6	0.25	4.84
4"	3.79	1.08	0.66	0.26	5.4
5"	4.5	1.18	0.78	0.3	6.58
6"	5.13	1.28	0.9	0.34	7.77

AR TRADER

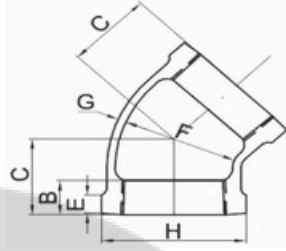
Fig No. 4 - REDUCING ELBOWS 90° BANDED (BRL)



Dimension of Class 150 - (in Inch)		
SIZE	X	Z
1/4 X 1/8"	0,74	0,76
3/8 X 1/4"	0,88	0,90
3/8 X 1/8"	0,81	0,85
1/2 X 3/8"	1,04	1,03
1/2 X 1/4"	0,97	0,98
3/4 X 1/2"	1,20	1,22
3/4 X 3/8"	1,12	1,13
3/4 X 1/4"	1,05	1,08
1 X 3/4"	1,37	1,45
1 X 1/2"	1,26	1,36
1 X 3/8"	1,18	1,27
1¼ X 1"	1,58	1,67
1¼ X 3/4"	1,45	1,62
1¼ X 1/2"	1,34	1,53
1½ X 1¼"	1,82	1,88
1½ X 1"	1,65	1,80
1½ X 3/4"	1,52	1,75
2 X 1½"	2,02	2,16
2 X 1¼"	1,90	2,10
2 X 1"	1,73	2,02
2 X 3/4"	1,60	1,97
2½ X 2"	2,39	2,60
2½ X 1½"	2,16	2,51
3 X 2½"	2,83	2,99
3 X 2"	2,52	2,89
4 X 3"	3,30	3,60

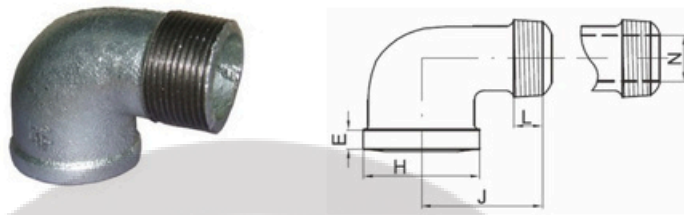
Note : For dimensions not given, see the dimensions table of Elbow

Fig No. 6 - ELBOWS 45° BANDED (BL 45)



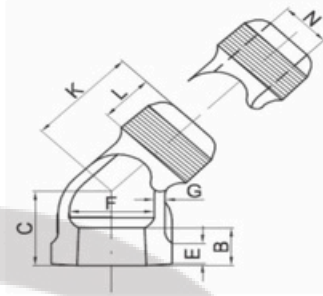
Dimension of Class 150 - (in Inch)					
Size	C	B(min)	E(min)	G	H(min)
1/4"	0.73	0.32	0.21	0.09	0.84
3/8"	0.8	0.36	0.23	0.1	1.01
1/2"	0.88	0.43	0.25	0.1	1.2
3/4"	0.98	0.5	0.27	0.12	1.46
1"	1.12	0.58	0.3	0.13	1.77
1 1/4"	1.29	0.67	0.34	0.14	2.15
1 1/2"	1.43	0.7	0.37	0.15	2.43
2"	1.68	0.75	0.42	0.17	2.96
2 1/2"	1.95	0.92	0.48	0.21	3.59
3"	2.17	0.98	0.55	0.23	4.28
3 1/2"	2.39	1.03	0.6	0.25	4.84
4"	2.61	1.08	0.66	0.26	5.4
5"	3.05	1.18	0.78	0.3	6.58
6"	3.46	1.28	0.9	0.34	7.77

Fig No. 7B - STREET ELBOWS 90° BANDED (BSL 90)



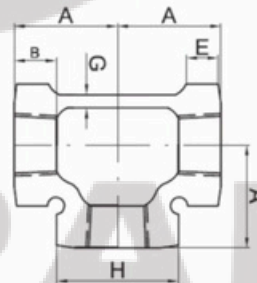
Dimension of Class 150 - (in Inch)						
SIZE	A	E (min)	H (min)	J	L (min)	N
1/8"	0,69	0,20	0,69	1,00	0,26	0,20
1/4"	0.81	0,21	0,84	1,19	0,40	0,26
3/8"	0.95	0,23	1,01	1,44	0,41	0,37
1/2"	1.12	0,25	1,20	1,63	0,53	0,51
3/4"	1.31	0,27	1,46	1,89	0,55	0,69
1"	1.50	0,30	1,77	2,14	0,68	0,91
1¼"	1.75	0,34	2,15	2,45	0,71	1,19
1½"	1.94	0,37	2,43	2,69	0,72	1,39
2"	2.25	0,42	2,96	3,26	0,76	1,79
2½"	2.70	0,48	3,59	3,86	1,14	2,20
1"	1.50	0,30	1,77	2,14	0,68	0,91
1¼"	1.75	0,34	2,15	2,45	0,71	1,19
1½"	1.94	0,37	2,43	2,69	0,72	1,39
2"	2.25	0,42	2,96	3,26	0,76	1,79

STREET ELBOWS 45° BANDED (BSL 45)



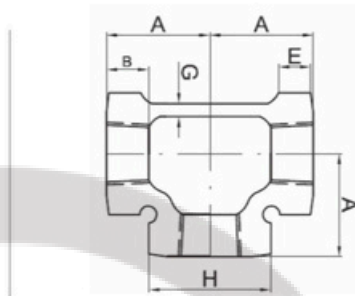
Dimension of Class 150 - (in Inch)							
Size	C	B(min)	E(min)	G	K	L(min)	N
1/4"	0.73	0.32	0.21	0.09	0.94	0.4	0.26
3/8"	0.8	0.36	0.23	0.1	1.03	0.41	0.37
1/2"	0.88	0.43	0.25	0.1	1.15	0.53	0.51
3/4"	0.98	0.5	0.27	0.12	1.29	0.55	0.69
1"	1.12	0.58	0.3	0.13	1.47	0.68	0.91
1 1/4"	1.29	0.67	0.34	0.14	1.71	0.71	1.19
1 1/2"	1.43	0.7	0.37	0.15	1.88	0.72	1.39
2"	1.68	0.75	0.42	0.17	2.22	0.76	1.79
2 1/2"	1.95	0.92	0.48	0.21	2.57	1.14	2.2
3"	2.17	0.98	0.55	0.23	3	1.2	2.78
4"	2.61	1.08	0.66	0.26	3.7	1.3	3.7
5"	-	1.18	0.78	0.3	-	1.41	4.69
6"	-	1.28	0.9	0.34	-	1.51	.567

Fig No. 13 - TEES BANDED (BT)



Dimension of Class 150 - (in Inch)					
SIZE	A	B (min)	E (min)	G	H (min)
1/8"	0.69	0.25	0.20	0.09	0.69
1/4"	0.81	0.32	0.21	0.09	0.84
3/8"	0.95	0.36	0.23	0.10	1.01
1/2"	1.12	0.43	0.25	0.10	1.20
3/4"	1.31	0.50	0.27	0.12	1.46
1"	1.50	0.58	0.30	0.13	1.77

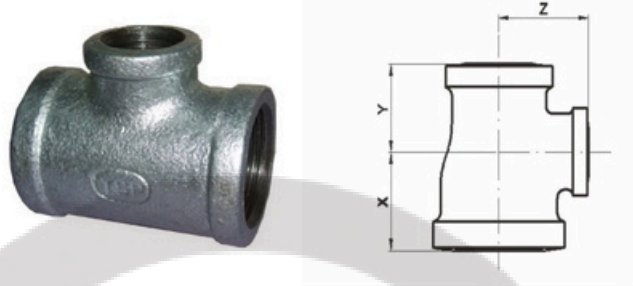
Fig No. 13 - TEES BANDED (BT)



Dimension of Class 150 - (in Inch)

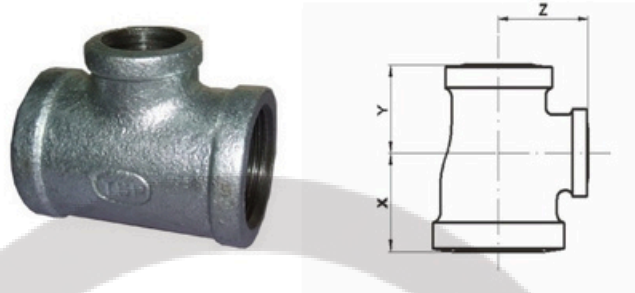
SIZE	A	B (min)	E (min)	G	H (min)
1¼"	1.75	0.67	0.34	0.14	2.15
1½"	1.94	0.70	0.37	0.15	2.43
2"	2.25	0.75	0.42	0.17	2.96
2½"	2.70	0.92	0.48	0.21	3.59
3"	3.08	0.98	0.55	0.23	4.28
3½"	3.42	1.03	0.60	0.25	4.84
4"	3.79	1.08	0.66	0.26	5.40
5"	4.50	1.18	0.78	0.30	6.58
6"	5.13	1.28	0.90	0.34	7.77

Fig No. 14 - REDUCING TEES BANDED (BRT)



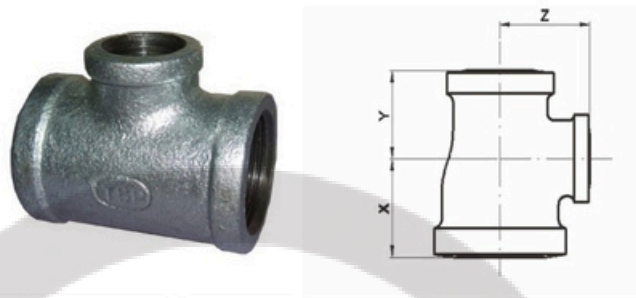
Dimension of Class 150 - (in Inch)							
SIZE	X	Y	Z	SIZE	X	Y	Z
1/4 X 1/4 X 1/8"	0.74	0.74	0.76	1 X 1 X 1/2"	1.26	1.26	1.36
1/8 X 1/8 X 1/4"	0.76	0.76	0.74	1 X 1 X 3/8"	1.18	1.18	1.27
3/8 X 3/8 X 1/4"	0.88	0.88	0.90	1 X 1 X 1/4"	1.11	1.11	1.22
3/8 X 3/8 X 1/8 "	0.81	0.81	0.85	1 X 3/4 X 1"	1.50	1.45	1.50
3/8 X 1/4 X 3/8"	0.95	0.90	0.95	1 X 3/4 X 3/4"	1.37	1.31	1.45
3/8 X 1/4 X 1/4"	0.88	0.81	0.90	1 X 3/4 X 1/2"	1.26	1.20	1.36
1/4 X 1/4 X 3/8"	0.90	0.90	0.88	1 X 1/2 X 1"	1.50	1.36	1.50
1/2 X 1/2 X 3/8"	1.04	1.04	1.03	1 X 1/2 X 3/4"	1.37	1.22	1.45
1/2 X 1/2 X 1/4"	0.97	0.97	0.98	1 X 1/2 X 1/2"	1.26	1.12	1.36
1/2 X 3/8 X 1/2"	1.12	1.03	1.12	3/4 X 3/4 X 1"	1.45	1.45	1.37
1/2 X 3/8 X 3/8"	1.04	0.95	1.03	1/2 X 1/2 X 1"	1.36	1.36	1.26
1/2 X 1/4 X 1/2"	1.12	0.98	1.12	1 1/4 X 1 1/4 X 1"	1.58	1.58	1.67
3/8 X 3/8 X 1/2"	1.03	1.03	1.04	1 1/4 X 1 1/4 X 3/4"	1.45	1.45	1.62
3/4 X 3/4 X 1/2"	1.20	1.20	1.22	1 1/4 X 1 1/4 X 1/2"	1.34	1.34	1.53
3/4 X 3/4 X 3/8"	1.12	1.12	1.13	1 1/4 X 1 1/4 X 3/8"	1.26	1.26	1.44
3/4 X 3/4 X 1/4"	1.05	1.05	1.08	1 1/4 X 1 X 1 1/4"	1.75	1.67	1.75
3/4 X 1/2 X 3/4"	1.31	1.22	1.31	1 1/4 X 1 X 1"	1.58	1.50	1.67
3/4 X 1/2 X 1/2"	1.20	1.12	1.22	1 1/4 X 1 X 3/4"	1.45	1.37	1.62
3/4 X 1/2 X 3/8"	1.12	1.04	1.13	1 1/4 X 1 X 1/2"	1.34	1.26	1.53
3/4 X 3/8 X 3/4"	1.31	1.13	1.31	1 1/4 X 3/4 X 1 1/4"	1.75	1.62	1.75
3/4 X 3/8 X 3/8"	1.12	0.95	1.13	1 1/4 X 3/4 X 1"	1.58	1.45	1.67
3/4 X 1/4 X 3/4"	1.31	1.08	1.31	1 1/4 X 3/4 X 3/4"	1.45	1.31	1.62
1/2 X 1/2 X 3/4"	1.22	1.22	1.20	1 1/4 X 1/2 X 1 1/4"	1.75	1.53	1.75
1 X 1 X 3/4"	1.37	1.37	1.45	1 1/4 X 1/2 X 1"	1.58	1.36	1.67

Fig No. 14 - REDUCING TEES BANDED (BRT)



Dimension of Class 150 - (in Inch)							
SIZE	X	Y	Z	SIZE	X	Y	Z
1 X 1 X 1¼"	1.67	1.67	1.58	2 X 1½ X 1½"	2.02	1.94	2.16
¾ X ¾ X 1 ¼"	1.62	1.62	1.45	2 X 1½ X 1¼"	1.90	1.82	2.10
1 ½ X 1 ½ X 1¾"	1.82	1.82	1.88	2 X 1½ X 1"	1.73	1.65	2.02
1½ X 1½ X 1"	1.65	1.65	1.80	2 X 1¼ X 2"	2.25	2.10	2.25
1½ X 1½ X ¾"	1.52	1.52	1.75	2 X 1¼ X 1½"	2.02	1.88	2.16
1½ X 1½ X ½"	1.41	1.41	1.66	2 X 1¼ X 1¼"	1.90	1.75	2.10
1½ X 1¼ X 1½"	1.94	1.88	1.94	2 X 1 X 2"	2.25	2.02	2.25
1½ X 1¼ X 1¼"	1.82	1.75	1.88	2 X 1 X 1½"	2.02	1.80	2.16
1½ X 1¼ X 1"	1.65	1.58	1.80	2 X ¾ X 2"	2.25	1.97	2.25
1½ X 1¼ X ¾"	1.52	1.45	1.75	2 X ½ X 2"	2.25	1.88	2.25
1½ X 1¼ X ½"	1.41	1.34	1.66	1½ X 1½ X 2"	2.16	2.16	2.02
1½ X 1 X 1½"	1.94	1.80	1.94	1¼ X 1¼ X 2"	2.10	2.10	1.90
1½ X 1 X 1¼"	1.82	1.67	1.88	1 X 1 X 2"	2.02	2.02	1.73
1½ X 1 X 1"	1.65	1.50	1.80	2½ X 2½ X 2"	2.39	2.39	2.60
1½ X ¾ X 1½"	1.94	1.75	1.94	2½ X 2½ X 1½"	2.16	2.16	2.51
1½ X ½ X 1½"	1.94	1.66	1.94	2½ X 2½ X 1¼"	2.04	2.04	2.45
1¼ X 1¼ X 1½"	1.88	1.88	1.82	2½ X 2½ X 1"	1.87	1.87	2.37
1 X 1 X 1½"	1.80	1.80	1.65	2½ X 2½ X ¾"	1.74	1.74	2.32
2 X 2 X 1½"	2.02	2.02	2.16	2½ X 2 X 2½"	2.70	2.60	2.70
2 X 2 X 1¼"	1.90	1.90	2.10	2½ X 2 X 2"	2.39	2.25	2.60
2 X 2 X 1"	1.73	1.73	2.02	2½ X 1½ X 2½"	2.70	2.51	2.70
2 X 2 X ¾"	1.60	1.60	1.97	2½ X 1½ X 2"	2.39	2.16	2.60
2 X 2 X ½"	1.49	1.49	1.88	2 X 2 X 2½"	2.60	2.60	2.39
2 X 1½ X 2"	2.25	2.16	2.25	3 X 3 X 2½"	2.83	2.83	2.99

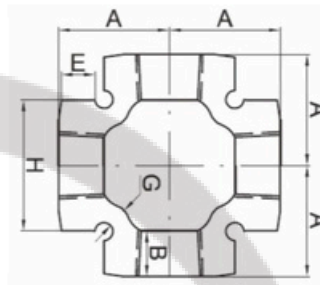
Fig No. 14 - REDUCING TEES BANDED (BRT)



Dimension of Class 150 - (in Inch)							
SIZE	X	Y	Z	SIZE	X	Y	Z
3 X 3 X 2"	2.52	2.52	2.89	4 X 4 X 3"	3.30	3.30	3.60
3 X 3 X 1 1/2"	2.29	2.29	2.80	4 X 4 X 2 1/2"	3.05	3.05	3.51
3 X 3 X 1 1/4"	2.17	2.17	2.74	4 X 4 X 2"	2.74	2.74	3.41
3 X 3 X 1"	2.00	2.00	2.66	4 X 4 X 1 1/2"	2.51	2.51	3.32
3 X 3 X 3/4"	1.87	1.87	2.61	4 X 3 X 4"	3.79	3.60	3.79
3 X 2 1/2 X 3"	3.08	2.99	3.08	3 X 3 X 4"	3.60	3.60	3.30
3 X 2 1/2 X 2 1/2"	2.83	2.70	2.99				
3 X 2 1/2 X 2"	2.52	2.39	2.89				
3 X 2 X 3"	3.08	2.89	3.08				
3 X 2 X 2"	2.52	2.25	2.89				
2 1/2 X 2 1/2 X 3"	2.99	2.99	2.83				

AR TRADER

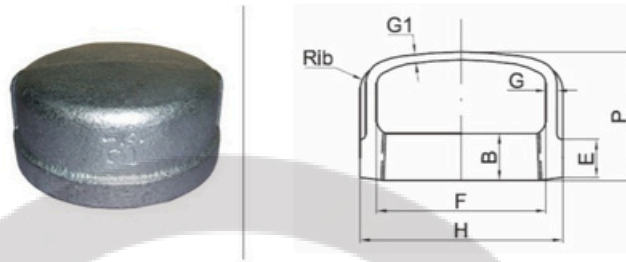
Fig No. 19A - CROSSES (BCR)



Dimension of Class 150 - (in Inch)					
SIZE	A	B (min)	E (min)	G	H (min)
1/4"	0.81	0.32	0.21	0.09	0.84
3/8"	0.95	0.36	0.23	0.10	1.01
1/2"	1.12	0.43	0.25	0.10	1.20
3/4"	1.31	0.50	0.27	0.12	1.46
1"	1.50	0.58	0.30	0.13	1.77
1 1/4"	1.75	0.67	0.34	0.14	2.15
1 1/2"	1.94	0.70	0.37	0.15	2.43
2"	2.25	0.75	0.42	0.17	2.96
2 1/2"	2.70	0.92	0.48	0.21	3.59
3"	3.08	0.98	0.55	0.23	4.28
3 1/2"	3.42	1.03	0.60	0.25	4.84
4"	3.79	1.08	0.66	0.26	5.40
5"	4.50	1.18	0.78	0.30	6.58
6"	5.13	1.28	0.90	0.34	7.77

AR TRADER

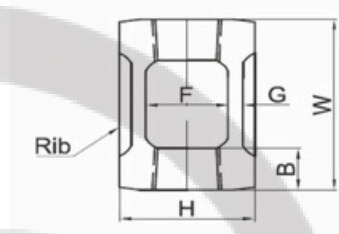
Fig No. 21A - ROUND CAPS BANDED (RC)



Dimension of Class 150 - (in Inch)							
Size	B(min)	E(min)	G	H(min)	P(min)	Ribs	G1
1/4"	0.32	0.21	0.09	0.84	0.63	-	-
3/8"	0.36	0.23	0.1	1.01	0.74	-	-
1/2"	0.43	0.25	0.1	1.2	0.87	0.1	-
3/4"	0.5	0.27	0.12	1.46	0.97	0.12	0.13
1"	0.58	0.3	0.13	1.77	1.16	0.13	0.15
1 1/4"	0.67	0.34	0.14	2.15	1.28	0.14	0.17
1 1/2"	0.7	0.37	0.15	2.43	1.33	0.15	0.19
2"	0.75	0.42	0.17	2.96	1.45	0.17	0.22
2 1/2"	0.92	0.48	0.21	3.59	1.7	0.21	0.25
3"	0.98	0.55	0.23	4.28	1.8	0.23	0.29
3 1/2"	1.03	0.6	0.25	4.84	1.9	0.25	0.3
4"	1.08	0.66	0.26	5.4	2.08	0.26	0.36
5"	1.18	0.78	0.3	6.58	2.32	0.3	-
6"	1.28	0.9	0.34	7.77	2.55	0.34	-

Fig No. 24B - COUPLINGS BANDED (BS)

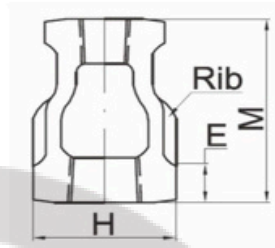
16



Dimension of Class 150 - (in Inch)

Size	B(min)	G	H(min)	Ribs	W
1/8"	0.25	0.09	0.69	0.09	0.96
1/4"	0.32	0.09	0.84	0.09	1.06
3/8"	0.36	0.1	1.01	0.1	1.16
1/2"	0.43	0.1	1.2	0.1	1.34
3/4"	0.5	0.12	1.46	0.12	1.52
1"	0.58	0.13	1.77	0.13	1.67
1 1/4"	0.67	0.14	2.15	0.14	1.93
1 1/2"	0.7	0.15	2.43	0.15	2.15
2"	0.75	0.17	2.96	0.17	2.53
2 1/2"	0.92	0.21	3.59	0.21	2.88
3"	0.98	0.23	4.28	0.23	3.18
4"	1.08	0.26	5.4	0.26	3.69

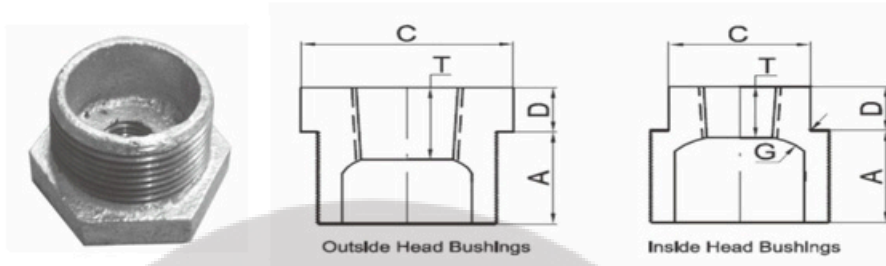
Fig No. 26 - REDUCING COUPLINGS BANDED (BRS)



Dimension of Class 150 - (in Inch)				
SIZE	E (min)	H (min)	Ribs	M
1/4"	0.21	0.84	0.09	1.00
3/8"	0.23	1.01	0.10	1.13
1/2"	0.25	1.20	0.10	1.25
3/4"	0.27	1.46	0.12	1.44
1"	0.30	1.77	0.13	1.69
1¼"	0.34	2.15	0.14	2.06
1½"	0.37	2.43	0.15	2.31
2"	0.42	2.96	0.17	2.81
2½"	0.48	3.59	0.21	3.25
3"	0.55	4.28	0.23	3.69
4"	0.66	5.40	0.26	4.38

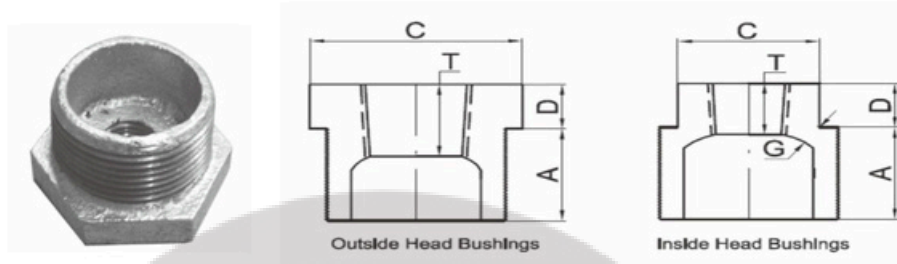
Note : For dimensions not given, see the dimensions table of Sockets

Fig No. 30 - BUSHINGS (HB)



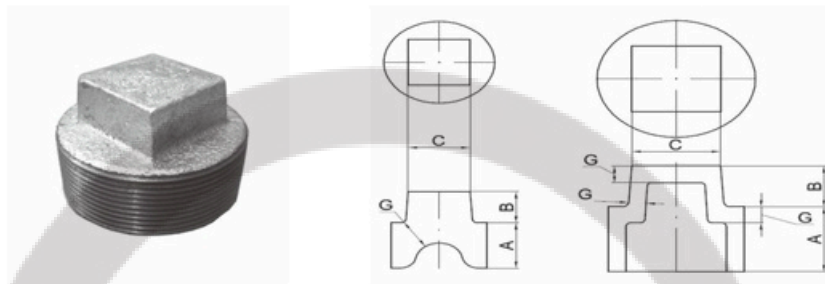
Dimension of Class 150 - (in Inch)						
SIZE	A (min)	T (min)	D (min)	C (min)		G
				Outside	Inside	
1/4 X 1/8"	0.44	0.26	0.14	0.64	-	-
3/8 X 1/4"	0.48	0.40	0.16	0.68	-	-
3/8 X 1/8"	0.48	0.25	0.16	0.68	-	-
1/2 X 3/8"	0.56	0.41	0.19	0.87	-	-
1/2 X 1/4"	0.56	0.32	0.19	0.87	-	-
1/2 X 1/8"	0.56	0.25	0.19	0.87	-	-
3/4 X 1/2"	0.63	0.53	0.22	1.15	-	-
3/4 X 3/8"	0.63	0.36	0.22	1.15	-	-
3/4 X 1/4"	0.63	0.32	0.22	1.15	-	-
3/4 X 1/8"	0.63	0.25	0.22	1.15	-	-
1 X 3/4"	0.75	0.50	0.25	1.42	-	-
1 X 1/2"	0.75	0.43	0.25	1.42	-	-
1 X 3/8"	0.75	0.36	0.30	-	1.12	-
1 X 1/4"	0.75	0.32	0.30	-	1.12	-
1 X 1/8"	0.75	0.25	0.30	-	1.12	-
1 ¼ X 1"	0.80	0.58	0.28	1.76	-	-
1 ¼ X 3/4"	0.80	0.50	0.28	1.76	-	-
1 ¼ X 1/2"	0.80	0.43	0.24	-	1.34	0.18
1 ¼ X 3/8"	0.80	0.36	0.34	-	1.12	0.18
1 ¼ X 1/4"	0.80	0.32	0.34	-	1.12	0.18
1 ½ X 1 ¼"	0.83	0.77	0.31	2.00	-	-
1 ½ X 1"	0.83	0.58	0.31	2.00	-	-
1 ½ X 3/4"	0.83	0.50	0.37	-	1.63	0.20
1 ½ X 1/2"	0.83	0.43	0.37	-	1.34	0.20
1 ½ X 3/8"	0.83	0.36	0.37	-	1.12	0.20
1 ½ X 1/4"	0.83	0.32	0.37	-	1.12	0.20
2 X 1 ½"	0.88	0.70	0.34	2.48	-	-
2 X 1 ¼"	0.88	0.67	0.34	2.48	-	-
2 X 1"	0.88	0.58	0.41	-	1.95	0.22

Fig No. 30 - BUSHINGS (HB)



Dimension of Class 150 - (in Inch)						
SIZE	A (min)	T (min)	D (min)	C (min)		G
				Outside	Inside	
2 X 3/4"	0.88	0.50	0.41	-	1.63	0.22
2 X 1/2"	0.88	0.43	0.41	-	1.34	0.22
2 X 3/8"	0.88	0.36	0.41	-	1.12	0.22
2 X 1/4"	0.88	0.32	0.41	-	1.12	0.22
2 1/2 X 2"	1.07	0.75	0.37	2.98	-	-
2 1/2 X 1 1/2"	1.07	0.70	0.44	2.68	-	-
2 1/2 X 1 1/4"	1.07	0.67	0.44	-	2.39	0.24
2 1/2 X 1"	1.07	0.58	0.44	-	1.95	0.24
2 1/2 X 3/4"	1.07	0.50	0.44	-	1.63	0.24
2 1/2 X 1/2"	1.07	0.43	0.44	-	1.34	0.24
3 X 2 1/2"	1.13	0.92	0.40	3.86	-	-
3 X 2"	1.13	0.75	0.48	3.28	-	-
3 X 1 1/2"	1.13	0.70	0.48	-	2.68	0.26
3 X 1 1/4"	1.13	0.67	0.48	-	2.39	0.26
3 X 1"	1.13	0.58	0.48	-	1.95	0.26
3 X 3/4"	1.13	0.50	0.48	-	1.63	0.26
3 X 1/2"	1.13	0.43	0.48	-	1.34	0.26
4 X 3"	1.22	0.98	0.50	4.62	-	-
4 X 2 1/2"	1.22	0.92	0.60	-	3.86	0.31
4 X 2"	1.22	0.75	0.60	-	3.28	0.31
4 X 1 1/2"	1.22	0.70	0.60	-	2.68	0.31
4 X 1 1/4"	1.22	0.67	0.60	-	2.39	0.31
4 X 1"	1.22	0.58	0.60	-	1.95	0.31
6 X 5"	1.40	1.18	0.63	7.05	-	-
6 X 4"	1.40	1.08	0.75	-	5.79	0.43
6 X 3"	1.40	0.98	0.75	-	4.62	0.43
6 X 2 1/2"	1.40	0.92	0.75	-	3.86	0.43
6 X 2"	1.40	0.75	0.75	-	3.28	0.43

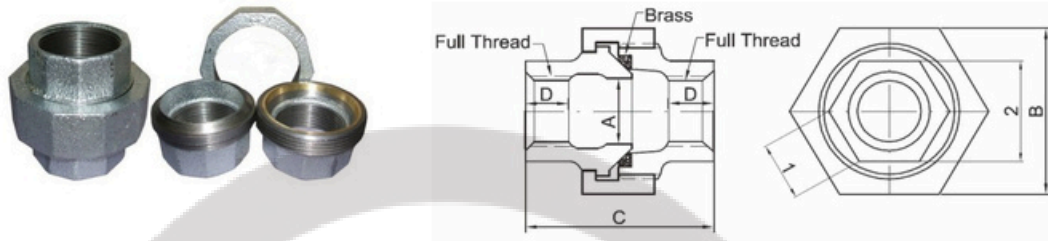
Fig No. 31A - SQUARE HEAD PLUGS (P SQUARE)



Dimension of Class 150 - (in Inch)				
SIZE	A (min)	B (min)	C	G
1/4"	0.44	0.28	3/8	-
3/8"	0.48	0.31	7/16	-
1/2"	0.56	0.38	9/16	0.16
3/4"	0.63	0.44	5/8	0.18
1"	0.75	0.50	13/16	0.20
1 ¼"	0.80	0.56	15/16	0.22
1 ½"	0.83	0.62	1-1/8	0.24
2"	0.88	0.68	1-5/16	0.26
2 ½"	1.07	0.74	1-1/2	0.29
3"	1.13	0.80	1-1 1/16	0.31

AR TRADER

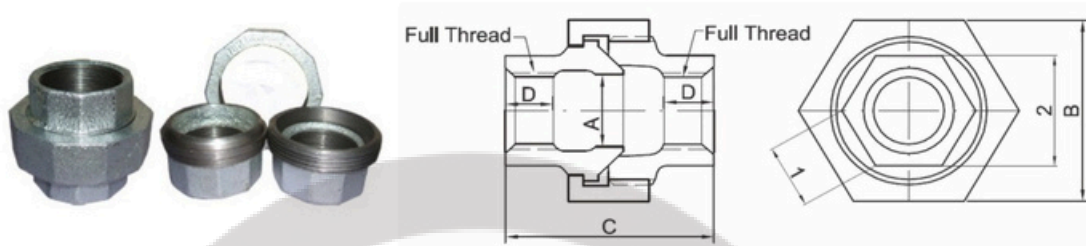
Fig No. 35B - UNIONS FEMALE CONICAL JOINT BRASS TO IRON SEAT (CU BRASS)



Dimension of Class 150 - (in Inch)							
SIZE	A (min)	B (min)	C (min)	D (min)	1	2	FEATURE
1/4"	0.36	1.10	1.44	0.40	0.41	0.72	HEXAGON
3/8"	0.52	1.26	1.61	0.41	0.51	0.88	HEXAGON
1/2"	0.61	1.45	1.72	0.53	0.44	1.07	OCTAGON
3/4"	0.80	1.71	1.94	0.55	0.53	1.27	OCTAGON
1"	1.00	2.07	2.06	0.68	0.64	1.56	OCTAGON
1 1/4"	1.31	2.50	2.26	0.71	0.63	1.92	DECAGON
1 1/2"	1.55	2.82	2.41	0.72	0.71	2.20	DECAGON
2"	2.03	3.41	2.75	0.76	0.88	2.72	DECAGON
2 1/2"	2.38	4.12	3.22	1.14	1.07	3.30	DECAGON
3"	3.00	4.75	3.50	1.20	1.28	3.90	DECAGON
4"	4.03	6.00	3.85	1.30	1.62	5.00	DECAGON

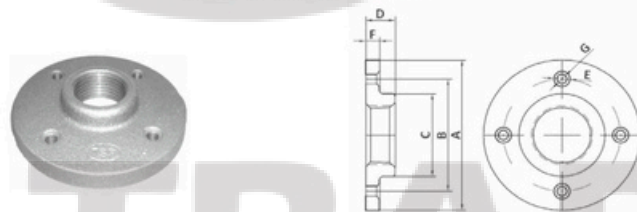
AR TRADER

Fig No. 35C - UNION FEMALE CONICAL JOINT IRON TO IRON SEAT (CU)



Dimension of Class 150 - (in Inch)							
SIZE	A (min)	B (min)	C (min)	D (min)	1	2	FEATURE
1/4"	0.36	1.10	1.44	0.40	0,41	0,72	HEXAGON
3/8"	0.52	1.26	1.61	0.41	0,51	0,88	HEXAGON
1/2"	0.61	1.45	1.72	0.53	0,44	1,07	OCTAGON
3/4"	0.80	1.71	1.94	0.55	0,53	1,27	OCTAGON
1"	1.00	2.07	2.06	0.68	0,64	1,56	OCTAGON
1¼"	1.31	2.50	2.26	0.71	0,63	1,92	DECAGON
1½"	1.55	2.82	2.41	0.72	0,71	2,20	DECAGON
2"	2.03	3.41	2.75	0.76	0,88	2,72	DECAGON
2½"	2.38	4.12	3.22	1.14	1,07	3,30	DECAGON
3"	3.00	4.75	3.50	1.20	1,28	3,90	DECAGON
4"	4.03	6.00	3.85	1.30	1,62	5,00	DECAGON

FLOOR FLANGES



Dimension of Class 150 - (in Inch)							
SIZE	A	B	C	D	E	F	G
1/2"	3.48	2.50	1.12	0.51	0.39	0.28	0.26
3/4"	3.48	2.50	1.38	0.59	0.39	0.28	0.26
1"	4.02	3.00	1.79	0.71	0.41	0.35	0.26
1¼"	4.02	3.00	2.20	0.75	0.41	0.35	0.26
1½"	4.49	3.50	2.30	0.85	0.59	0.37	0.31
2"	5.49	4.25	2.81	0.98	0.59	0.39	0.31